

Most Commonly Utilized DME in Home Health

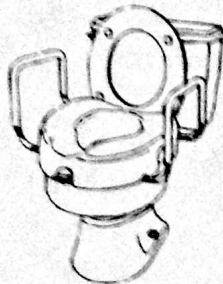
\$15.00 delivery charge on all items under \$50.00



Deluxe Elevated Toilet Seat



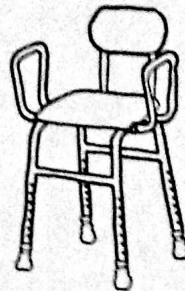
Savanna Raised Toilet Seat
Fits all Toilets Securely
(4" in Height)




Safe-Lock Toilet Seat
with Arm Rests
Fits all Toilets




Composite Adjustable
Bath Bench,
with Back



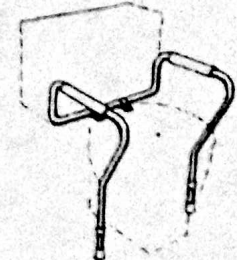
All Purpose
Chair




Bath Bench,
Adjustable Height



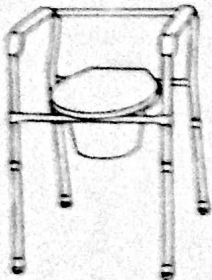
Wall Bars *




Toilet Safety Rails




Molded Tub Bar



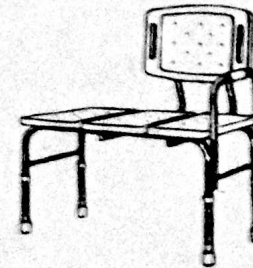
Bedside 3-in-1 Commode




Drop-Arm Commode



Adjustable Bath Bench
with Back



Molded Bathtub Transfer Bench,
with Armrest
250 lbs. Cap



Padded Bathtub Transfer Bench,
with Armrest



Hand Held Shower
Free Installation
Under \$50.00

Most Commonly Utilized DME in Home Health